

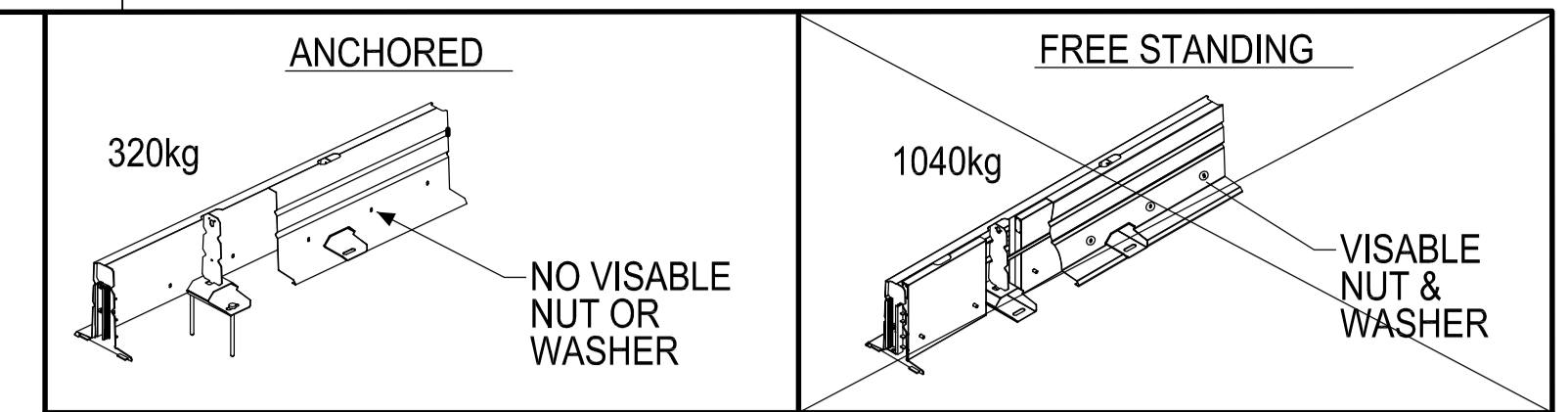
NOTES:

THE LAYOUTS SHOWN ARE INDICATIVE OF THE AS-TESTED RESULTS OBTAINED THROUGH MASH16 TL-2 TL-3 AND TL-4 TESTING. CONTACT SAFE BARRIERS IF IT IS NOT POSSIBLE TO
 1. INSTALL THE CORRECT MINIMUM LENGTH
 2. INSTALL ANCHORED / FREE STANDING AS REQUIRED
 3. AT ANY TIME IF THERE IS DOUBT TO THE INSTALLATION OF THE DEFENDER BARRIER SYSTEM.

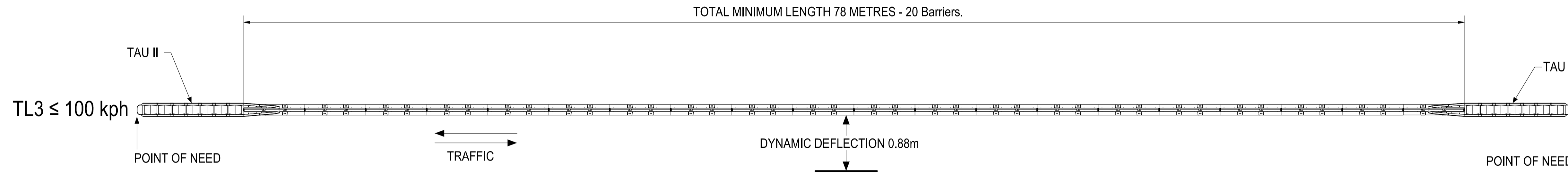
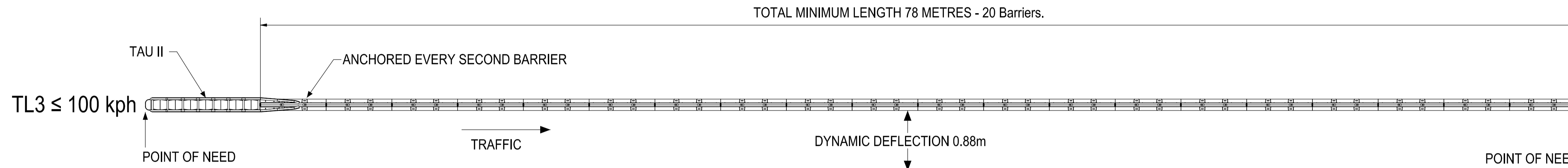
info@ safebarriers.com p. AUS 1800 169 799 NZ 09 950 7186

DEFENDER BARRIER ANCHORED

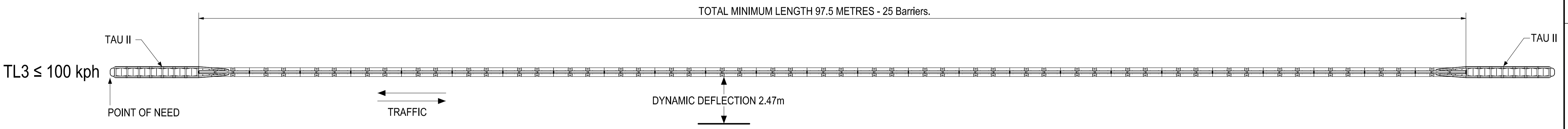
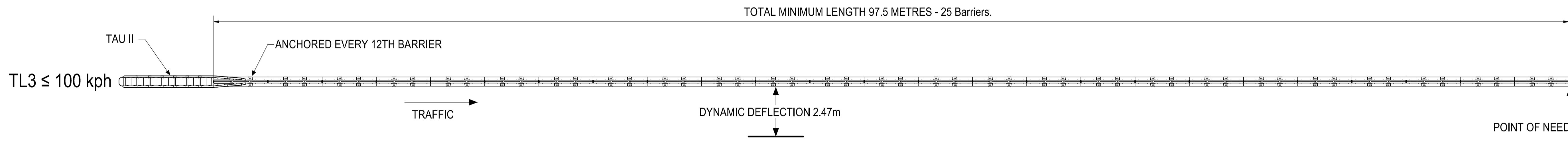
LOW DEFLECTION SYSTEM



NOTES:
 DEFENDER BARRIERS TO BE USED AS PART OF AN ANCHORED SYSTEM HAVE NO INTERNAL BALLAST BOXES AND WILL HAVE NO VISIBLE BOLTS AND WASHERS ON THE EXTERIOR OF EACH SIDE OF THE BARRIER. IF BOLTS AND WASHERS ARE PRESENT THE BARRIER MAY ONLY BE USED AS PART OF A FREE STANDING SYSTEM, OR YOU MUST REMOVE THE BALLAST BOXES PRIOR TO USE AS PART OF AN ANCHORED SYSTEM.



HIGH CONTAINMENT SYSTEM



REV	DATE	DESCRIPTION	DRAWN	APPRD.
0	20/09/18	ISSUED FOR CONSTRUCTION	JM	DM
A	20/09/18	ISSUED FOR REVIEW	JM	DM

SAFE BARRIERS

DRAWING DESCRIPTION		DEFENDER BARRIER SYSTEM			
DRAWING REF.		SB-ANC-SEL - 0001			
DRAWN BY	JM	CHECKED	CJR	APPROVED	DM

DIMENSIONS	MM	SHEET 1 of 1
DATE	20 Sep. 2018	